

DOI 10.32782/city-development.2025.2-5

UDC 339.5; 339.9

FOREIGN TRADE BETWEEN UKRAINE AND INDIA IN THE CONDITIONS OF GLOBAL TURBULENCE

Mariia Dykha

Doctor of Economic Sciences, Professor,
Professor of the Department of Economics, Analytics,
Modeling and Information Technologies in Business
Khmelnytskyi National University
ORCID: <https://orcid.org/0000-0003-4405-9429>

Valerii Dykha

Postgraduate Student
Khmelnytskyi National University
ORCID: <https://orcid.org/0009-0004-2398-3692>

Saroj Kumar Sahoo

PhD in Management (Business Administration),
Assistant Professor of Department of Business Administration
Sambalpur University
ORCID: <https://orcid.org/0000-0001-7243-9491>

Summary. The article analyzes the current state and trends of Ukraine's foreign trade activity, which is implemented in conditions of war and global challenges. The geographical and commodity structure of Ukraine's foreign trade activity is analyzed. It is established that the main foreign trade partners of Ukraine are European countries, primarily EU countries. The foreign trade cooperation between Ukraine and India is significant, and has great prospects for development. It is established that the largest share of Ukrainian exports in 2024 was made up of the following groups of goods: "Plant products", "Animal or plant fats and oils", "Base metals and preparations thereof". The groups of goods "Machines, equipment and mechanisms, electric and technical equipment", "Ground, air and water transport facilities", "Mineral products" made up the largest share of Ukrainian imports in 2024. Ukrainian exports are traditionally raw materials, and Ukrainian imports are dominated by goods with a high share of added value. The authors found that Ukrainian exports to India had a clearly expressed agricultural and raw material orientation. The main groups of goods that Ukraine exports to India ("Animal or plant fats and oils" (more than 70%), as well as "Plant products", "Machines, equipment and mechanisms, electric and technical equipment") were determined. And the main groups of goods imported from India to Ukraine ("Products of chemical and allied industries", in particular pharmaceutical products, "Machines, equipment and mechanisms, electric and technical equipment", "Mineral products"). The authors substantiated the problems of the countries, in particular, those related to the war of the Russian Federation against Ukraine and the confrontation between India and Pakistan. It is substantiated that foreign trade activity between Ukraine and India is strategically important and has great potential in many areas of activity. Among the promising areas of cooperation between the two countries, foreign trade cooperation in the agricultural sector and ensuring food security, cooperation in the pharmaceutical industry, as well as in the formation of pharmaceutical clusters, IT and outsourcing, in education and science, as well as in the aerospace industry and the military-defense sector were noted. Instruments that will contribute to the further development of cooperation between the countries were outlined.

Keywords: foreign trade activity, export, import, commodity structure, Ukraine, India, global turbulence, promising development directions.

Introduction. Cooperation and mutual study of the cultures of the peoples of Ukraine and India have a long history. In particular, Lesya Ukrainka translated the hymns of the Rigveda into Ukrainian, Ivan Franko translated parts of the Mahabharata and other sacred Indian books. Works by Indian writ-

ers of the 19th and 20th centuries have also been translated into Ukrainian. Some works of Ukrainian classics, in particular, Taras Shevchenko, have been translated into the languages of the peoples of India.

During the Soviet Ukraine era in the 1960s and 1970s, the Ukrainian SSR provided economic and



military assistance to the Republic of India within the framework of the USSR-India cooperation, which accounted for about 30% of the total assistance. Ukraine's share in providing assistance to India was even higher in such industries as metallurgy, energy, heavy engineering, and weapons supplies (including transport aircraft, warships, etc.). The first Indian space satellites were assembled at the Yuzhmash enterprise in Dnipro (Ukraine).

During the Soviet Union, a Ukrainian branch of the Soviet-Indian Friendship Society operated, but it was completely managed from Moscow. And only approximately in 1987 did the possibilities of independent Ukrainian-Indian cooperation begin, the Ukraine-India Society was created.

Official Ukrainian-Indian relations of the period of modern Ukraine began on December 26, 1991, when India recognized the independence of Ukraine. On January 17, 1992, diplomatic relations were established between the countries, and on February 13, 1993, the First Ambassador Extraordinary and Plenipotentiary of Ukraine to India presented his credentials to the President of the Republic of India. On March 27, 1992, Ukraine and the Republic of India concluded an Agreement on Cooperation in the Fields of Culture, Art, Education, Tourism, Sports and Mass Media, which contributed to its development.

Over the years of independence, Ukraine and India have established cooperation in almost all areas: trade and economic, political, scientific and technical, military and defense, and cultural. The work of the interstate commission on cooperation in various fields of activity, the joint business council of the chambers of commerce and industry, consultations between the ministries of foreign affairs have contributed to the development of relations between the countries (including in the context of organizing the study of Ukrainians in India and Indian students in Ukraine, in the cultural and humanitarian sphere, etc.).

The current stage of world civilization development is characterized by global turbulence and security threats. A number of issues regarding the role of Ukraine in ensuring world civilization security and innovative development are covered in more detail in publications [1; 2].

The question of the role of Ukraine and India in ensuring world civilizational development, global security and foreign trade cooperation is extremely relevant in the 21st century. Ukraine is part of the European civilizational space, while preserving a unique spiritual heritage and innovative potential in the fields of science, education and IT. After 2014 and especially since 2022, Ukraine has become a symbol of the struggle for freedom, human rights, democracy and dignity, which has acquired a global scale. Ukraine upholds the values of international law, opposes aggression, and

promotes cultural dialogue with countries to promote peaceful, civilized development.

India is one of the world's oldest civilizations, with a unique philosophy (Indian Vedic tradition, Buddhism, Jainism), which continues to influence global humanistic ideas. Demographic weight (over 1.4 billion people), IT industry, space program, and diplomatic activity make India an important player in shaping new global rules. India promotes the ideas of peaceful coexistence, development through inclusion, multiculturalism and multipolarity.

Both countries are becoming bridges between West and East, North and South, offering development models that take into account historical heritage and the desire for modernization. Therefore, the analysis of foreign trade cooperation between Ukraine and India is relevant in the context of modern challenges.

Research into the status and trends of foreign trade between Ukraine and India is an important basis for the formation of further sound foreign economic policy between the countries; for making effective management decisions regarding further effective strategic interaction between the countries.

Analysis of research and publications. Theoretical, methodological and applied issues regarding the state, problems and prospects for the development of foreign trade cooperation between countries are studied by international institutions, organizations and institutions. To implement mutual relations, diplomatic relations are established between countries, agreements are concluded that define and regulate various areas of cooperation; countries also cooperate within the framework of international organizations of economic, socio-cultural, military-political and other directions (UN, EU, NATO, UNESCO, IMF, etc.).

Cooperation between countries around the world is the subject of numerous studies by scientists. In particular, Dong J. et al [3] investigated the role of economic policy, the impact of international trade on sustainable economic growth. Bardi W. & Hfaiedh M. [4] presented the results of a study on international trade and economic growth using the panel ARDL-PMG approach. Farahane M & Heshmati A. highlighted theoretical and empirical aspects of trade development and economic growth of South African countries in the publication [5]. The development problems of Asian countries were reflected in the publication [6], and foreign trade strategies for export diversification are described in the publication [7]. Dykha M. et al presented the results of research on the state and prospects of foreign trade cooperation between Ukraine and Poland [8], Ukraine and Egypt [9].

Batrakova T. & Fomenko S. [10] analyzed the current state of Ukraine's foreign trade in conditions of economic instability, and Vlasenko I. &

Ternova A. [11] analyzed regional priorities of foreign economic activity.

Orlov I. & Ksendzук V. [12] revealed the current problems of state management of foreign trade activities. The authors analyzed the indicators of foreign trade turnover of Ukraine, substantiated the factors that hinder the development of foreign trade activities of Ukraine and identified the impact of risks on state management processes.

Belousov Ye. [13] investigated the features of doctrinal and legal support for foreign trade activities. The author analyzed the initial concepts of foreign trade policy, identified its main components, and also characterized the instruments of foreign trade regulation, including customs tariffs.

Taruta et al [14] devoted their research to the issues of forecasting macroeconomic indicators of Ukraine, in particular, exports and imports; the authors noted that further results are determined by the influence of factors, primarily the end or continuation of the war in Ukraine.

Yu. Goncharov et al. [15] presented the results of forecasting the innovativeness of Ukraine's economic development, substantiated the need to intensify innovative activities to strengthen Ukraine's competitive positions in the world, and also noted the importance of forming a plan for Ukraine's post-war reconstruction, including through the "Marshall Plan" for Ukraine.

Investment cooperation is very important for the modernization and development of economies. In this context, we draw attention to the analy-

sis of attracting foreign direct investment into the economy of Ukraine and the outline of problems that need to be solved to improve the investment and business environment in Ukraine [16].

Investor behavior is a complex and multifaceted phenomenon. In this context, De S. et al [17] substantiated a methodology based on interpretive structural modeling to provide a systematic study of factor interdependencies in investing in financial products. This approach can also be used in decision-making by investors in various industries and fields of activity for the purpose of developing investment cooperation.

Research into the state and trends of foreign trade cooperation between Ukraine and India is an important basis for the formation of further sound foreign economic policy between the countries, for making effective management decisions regarding further effective strategic interaction between the countries.

Therefore, **the purpose of the article is defined as:** to analyze the state and trends of foreign trade activity of Ukraine and India; types and directions of cooperation between the two countries. To identify threats and further prospects for the development of cooperation.

Research results. Modern dynamic processes at the national and global levels affect various spheres of activity and people's lives. To analyze the degree of foreign trade cooperation with India, we will first present data on the total volumes of exports and imports, as well as the balance of Ukraine's foreign trade balance in Fig. 1.

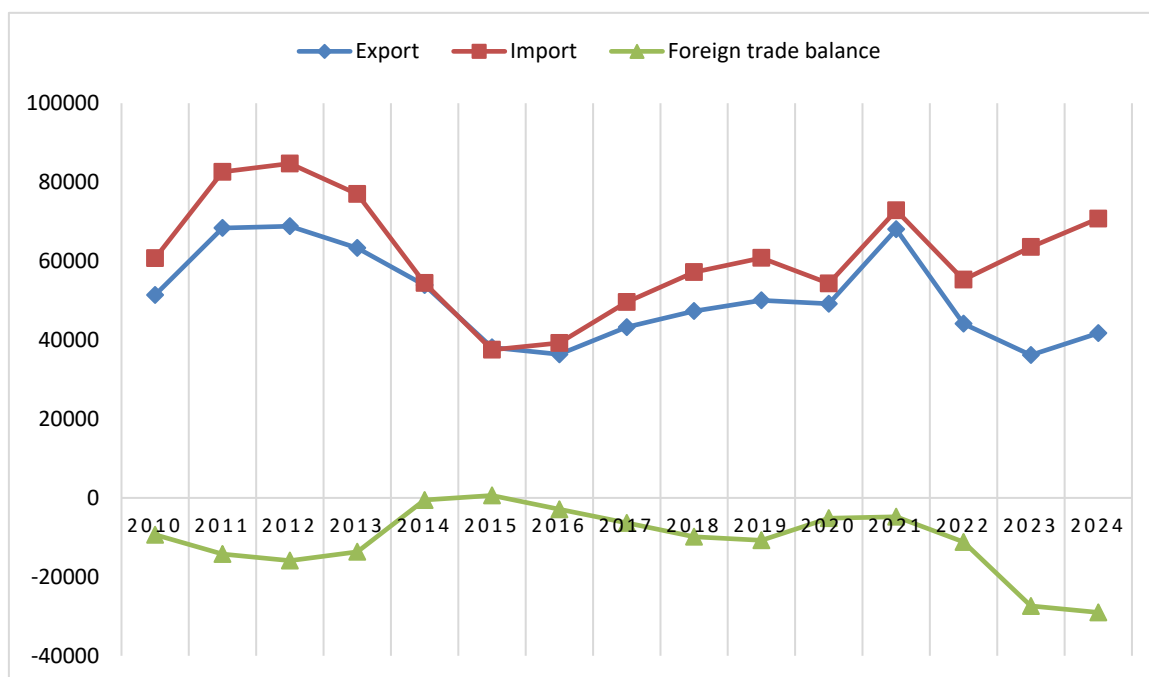


Figure 1 – Export, import volumes and foreign trade balance of Ukraine, 2010–2024, million USD (data without taking into account the temporarily occupied territories of Ukraine), compiled by the authors based on the data [18]

According to the State Statistics Service of Ukraine, we see that import volumes outweigh exports in almost all years of the studied period, which leads to a negative foreign trade balance in these years.

Data from the State Statistics Service of Ukraine [18] show that imports exceeded exports in almost all years of the period under review, which led to a negative foreign trade balance in these years. Only in 2015 was the foreign trade balance positive (+610.7 million USD), which was due to a reduction in cooperation with the Russian Federation, in particular a decrease in energy imports in response to Russia's annexation of part of Ukrainian territories in 2014.

The aggression of the Russian Federation, the annexation of part of the territories of Ukraine, had a negative impact on the volume of exports and imports of Ukraine as a whole. The decrease in foreign trade activity was also caused by the COVID-19 pandemic (Fig. 1 shows that in 2020, the volume of exports and imports of Ukraine decreased, and in 2021 there was a certain recovery of activity). However, the full-scale war of the Russian Federation against Ukraine since 2022 has caused large-scale threats to national security, the economy of Ukraine, and foreign trade activity in particular. The war of the Russian Federation against Ukraine has also affected the foreign trade activity of other countries of the world.

Analysis of the geographical structure of foreign trade activity shows that European countries are the main trading partners of Ukraine both in terms of export and import volumes. The largest share of Ukraine's imports was made up of goods from Europe (55.7%), of which the main share came from EU countries in 2023 (91.8%). Exports

of Ukrainian goods were also mainly directed to European countries, which in 2023 accounted for 68.7% of the total export volume, in particular 93.9% of them were exported to EU countries. This indicates a high level of foreign trade integration of Ukraine with European countries. The geographical structure of export and import volumes is analyzed in more detail in the publication [9].

Analysis of Ukraine's foreign trade activity by countries of the world shows that Poland is Ukraine's key foreign trade partner. Ukraine exports the most goods to Poland (the share of Ukrainian exports to Poland was 11.28% in the total structure of Ukraine's exports in 2024). Poland ranks second in terms of import volumes among Ukraine's importing countries (the share of Polish goods in Ukraine's imports was 9.88% in the total volume of imports in 2024). The largest number of goods comes to Ukraine from China (20.30% of the total volume of imports in 2024).

The indicators of foreign trade cooperation between Ukraine and India are significant. India ranks 12th among all countries in terms of Ukraine's exports and 14th among all importing countries of Ukraine.

Data on foreign trade activity between Ukraine and the Republic of India in 2019–2023 (Table 1) indicate a reduction in export and import volumes in 2020 relative to their levels in 2019, which was due to the disruption of logistics routes under the influence of the COVID-19 pandemic. The recovery of foreign trade activity in 2021 decreased in 2022 under the influence of the war in Ukraine.

The volumes of Ukraine's foreign trade turnover by commodity groups in general and with India in particular in 2024 are given in Table 2.

Table 1 – Foreign trade in goods of Ukraine with India, 2019–2023, thsd. USD

	Exports		Imports		
	country of destination	trading countries	country of origin	country of consignment	trading countries
2019					
Total	50054605.8	50054495.8	60800173.1	60755674.4	60744235.7
of which India	2024052.4	174142.9	741400.5	459119.8	249741.2
2020					
Total	49191824.5	49191326.1	54336136.7	54306489.5	54298746.1
of which India	1972095.3	130697.2	721868.0	461369.6	296459.4
2021					
Total	68072328.8	68072159.6	72843126.6	72813346.1	72797989.5
of which India	2494435.6	118569.3	961379.5	517772.6	333213.7
2022					
Total	44135592.5	44135205.4	55295748.4	55270187.0	55263994.1
of which India	889235.3	74133.3	1683773.2	315958.4	272356.8
2023					
Total	36182902.9	36182032.4	63566999.8	63545393.5	63543792.4
of which India	542829.1	124506.9	1882342.2	371843.5	272918.9

*Data exclude the territories which are temporarily occupied by the Russian Federation and part of territories where the military actions are/were conducted.

Source: compiled by the authors based on the data [18]

Table 2 – Commodity Pattern of Foreign Trade of Ukraine, 2024

Commodity code and title by Ukrainian Classification of Commodities in Foreign Trade	Exports		Export to India		Imports		Import from India	
	thsd. USD	% of the total volume	thsd. USD	% of the total volume	thsd. USD	% of the total volume	thsd. USD	% of the total volume
I. Live animals and live-stock products	1643521.5	3.9	0.0	0.0	1474656.2	2.1	16735.1	1.3
II. Plant products	13527637.7	32.4	115732.6	11.7	2227632.4	3.1	72026.4	5.5
III. Animal or plant fats and oils	5756425.8	13.8	720387.6	72.7	280046.2	0.4	708.6	0.1
IV. Finished food industry products	3755722.9	9.0	10318.9	1.0	3657677.3	5.2	57468.3	4.4
V. Mineral products	3432356.1	8.2	12806.2	1.3	9162140.9	12.9	98125.8	7.5
VI. Products of chemical and allied industries	973130.1	2.3	2986.3	0.3	8065086.2	11.4	323493.2	24.9
VII. Polymeric materials, plastics and articles of them	348751.1	0.8	1649.6	0.2	3880852.8	5.5	62020.6	4.8
VIII. Raw leather and curry leather	105532.1	0.3	5.0	0.0	252355.1	0.4	5165.3	0.4
IX. Wood and articles of wood	1465659.5	3.5	1193.5	0.1	227719.1	0.3	279.9	0.0
X. Paper bulk from wood or other vegetable fibres	239829.2	0.6	248.6	0.0	918705.0	1.3	5884.7	0.5
XI. Textiles materials and articles of textiles	610921.2	1.5	5.1	0.0	2398679.6	3.4	46846.4	3.6
XII. Footwear, hats umbrellas	145120.2	0.3	0.2	0.0	467743.1	0.7	5543.1	0.4
XIII. Products from stone, gyps, cement	326033.2	0.8	78.1	0.0	734291.2	1.0	20706.7	1.6
XIV. Natural or cultured pearls, precious stones. metals and preparations thereof	43411.8	0.1	0.0	0.0	80713.1	0.1	1181.0	0.1
XV. Base metals and preparations thereof	4456346.9	10.7	7865.3	0.8	3873905.2	5.5	87364.2	6.7
XVI. Machines, equipment and mechanisms, electric and technical equipment	3142905.5	7.5	87536.6	8.8	15037055.4	21.3	112010.5	8.6
XVII. Ground. air and water transport facilities	431747.3	1.0	25187.1	2.5	9088603.7	12.8	24788.7	1.9
XVIII. Optical, cinematographic apparatus	104139.8	0.2	4499.4	0.5	1768752.2	2.5	13073.3	1.0
XIX. Arms and ammunition; parts and accessories thereof	1833.0	0.0		0.0	49689.3	0.1	63.4	0.0
XX. Different industrial products	1061082.4	2.5	383.8	0.0	1042392.5	1.5	8355.2	0.6
XXI. Art articles	15155.0	0.0	0.0	0.0	96751.3	0.1	0.0	0.0
Goods purchased in (sea) ports	628.1	0.0	0.0	0.0	44807.8	0.1	0.0	0.0
Miscellaneous	0.0	0.0	283.3	0.0	0.0	0.0	338665.8	26.0
Total	41733116.1	100.0	991167.3	100	70751215.5	100.0	1300506.2	100.0

*Data exclude the territories which are temporarily occupied by the russian federation and part of territories where the military actions are/were conducted.

In some cases, the sum of the components may not be equal to the result due to rounding data.

Source: compiled by the authors based on the data [18]

The data in Table 2 show that Ukraine exported the following groups of goods the most in 2024: "Plant products", "Animal or plant fats and oils", "Base metals and preparations thereof", "Finished food industry products", "Mineral products". The largest share of goods imported into Ukraine in 2024 was made up of the following groups of goods: "Machines, equipment and mechanisms, electric and technical equipment", "Ground, air and water transport facilities", "Mineral products". Considering Ukraine's export-import indicators for previous years, analyzed in the publication [19], it can be stated that the structure of Ukraine's exports remains traditionally raw material, and Ukraine's imports are characterized by the import of goods with a high share of added value.

Based on the data in Table 1 and Table 2, we present calculations of the share of Ukrainian exports to India in the overall structure of Ukrainian exports and the share of imports of goods from India to Ukraine in the overall structure of Ukrainian imports (Fig. 2).

As we can see, the share of Ukrainian exports to India significantly decreased under the prism of the full-scale war in Ukraine (to 2.01% in 2022 and to 1.5% in 2023), however, in 2024, Ukrainian exports to India increased (to 2.38% in the overall structure of Ukrainian exports in 2024). The share of goods from India to Ukraine in the total volume of imports, on the contrary, increased in 2022–2023.

For a more complete analysis of foreign trade cooperation, it is important to examine in more detail the commodity structure of exports and imports between countries.

Analyzing the data in Table 2, we note that the country's exports to India had a clearly expressed agricultural and raw material orientation in 2024. The absolute leader in terms of export volumes to India was the group of goods "Animal or plant fats and oils" (72.7%), in particular sunflower oil, which is traditionally in great demand on the Indian market. In second place in terms of export volumes from Ukraine to India is "Plant products" (11.7%), followed by "Machines, equipment and mechanisms, electric and technical equipment" (8.8%) and "Ground, air and water transport facilities" (2.5%).

The largest share of imports from India to Ukraine in 2024 was made up of goods of the group: "Products of chemical and allied industries" (24.9%), in particular pharmaceutical products, fertilizers and chemical compounds. The share of imports of the group of goods "Machines, equipment and mechanisms, electric and technical equipment" was 8.6%, "Mineral products" – 7.5% in 2024. Significant volumes of imports from India to Ukraine were goods that are compiled by the State Statistics Service of Ukraine under the name "Miscellaneous"; their share was 26.0% in the total volume of imports of Ukraine from India in 2024.

The share of the most key groups of goods in the overall structure of trade between Ukraine and India is presented in Fig. 3 and Fig. 4.

So, despite the challenges of war, bilateral trade is carried out between Ukraine and India. The main items of Ukrainian exports to India are sunflower oil, products of plant origin. The main items of import from India to Ukraine are pharmaceutical products, fertilizers and chemical com-

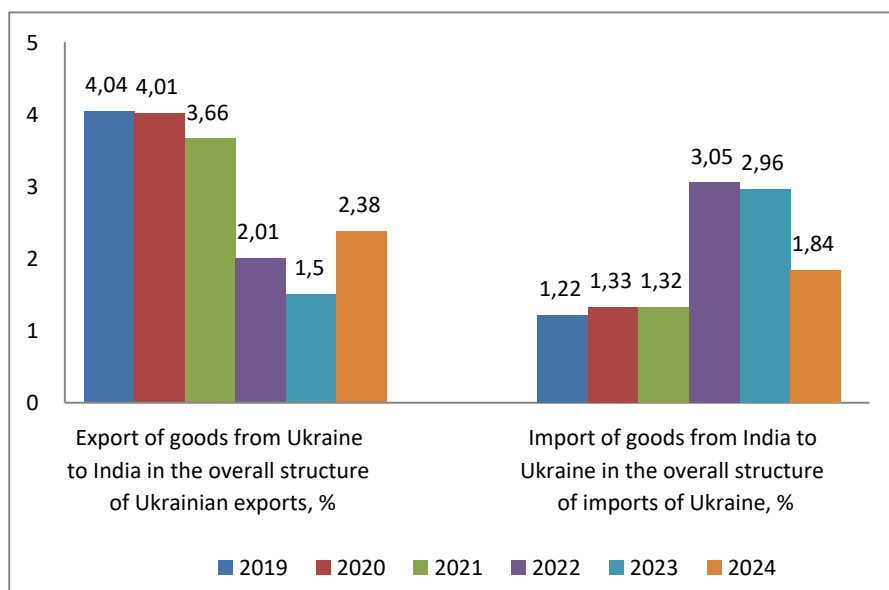


Figure 2 – Specific weight of trade turnover of Ukraine with India in the overall structure of exports and imports in 2019–2024, %

Source: compiled by the authors based on the data [18]

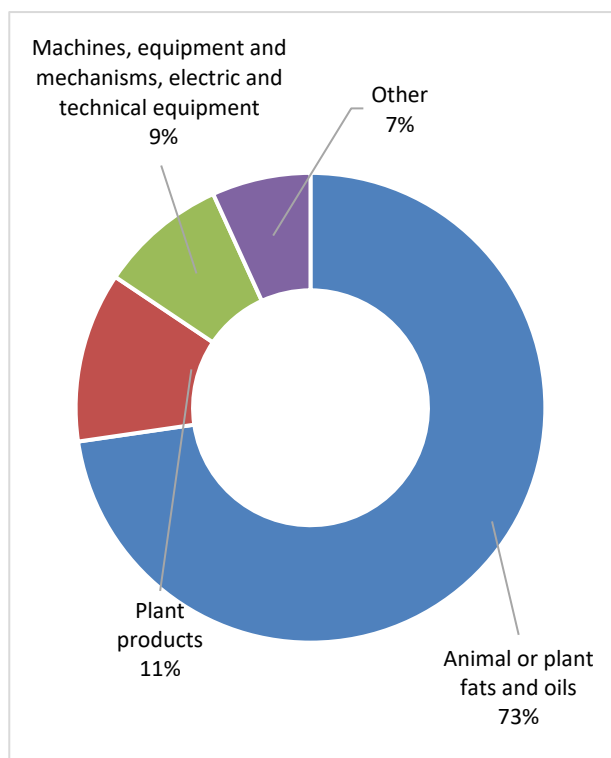


Figure 3 – Foreign trade of Ukraine and India; Export to India, 2024, %

Source: compiled by the authors based on the data [8]

pounds. Also from India to Ukraine are imported appliances and electronics, tea, spices, textiles.

Since the beginning of Russia's full-scale invasion of Ukraine in 2022, relations between Ukraine and India have undergone significant transformations. These changes reflect the desire of both countries to adapt to new geopolitical realities and deepen bilateral cooperation in the face of global instability.

Ukraine expresses a clear position on the international arena, calls for compliance with the norms of international law. Ukraine defends its independence, its territorial integrity, in fact, fights for the rights and freedoms of people throughout the civilized world, defending itself from attack, from aggressive terrorist actions of the Russian Federation on the territory of Ukraine.

India's position on the war may anger Ukrainians, as Indian companies began massively buying Russian oil, which had fallen in price due to Western sanctions, in 2022. In addition, India's vote at the UN upset Ukrainians. India did not express a clear position on the full-scale war that the Russian Federation launched against Ukraine on February 24, 2022, abstaining during the vote at the UN General Assembly in 2022, as well as during other votes on the Russian Federation's war against Ukraine (India did not vote "For" condemning the Russian full-scale invasion of Ukraine; did not vote "For" condemning the annexation of Ukrainian territories).

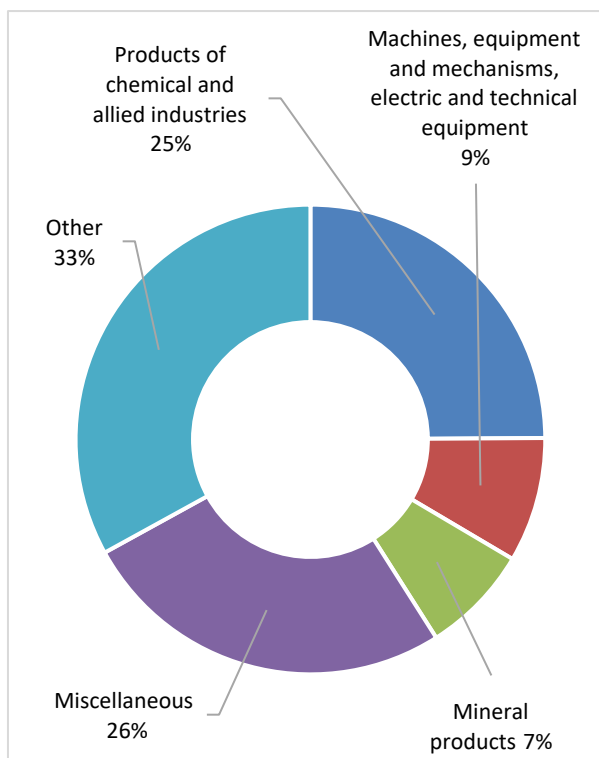


Figure 4 – Foreign trade of Ukraine and India; Import from India, 2024, %

Source: compiled by the authors based on the data [8]

India, traditionally adhering to a policy of neutrality, seeks to build friendly relations with Ukraine and Russia. However, it has repeatedly called for a peaceful resolution of the conflict through diplomatic means. In August 2024, Indian Prime Minister Narendra Modi made a historic visit to Kyiv, becoming the first Indian leader to visit Ukraine since its independence at a historic stage in Ukraine's development. During his meeting with Ukrainian President Volodymyr Zelensky, issues of a peaceful resolution of the conflict and deepening bilateral cooperation were discussed [20; 21].

Although India refrains from direct arms supplies to Ukraine, consultations are underway between the countries on the possibilities of cooperation in the defense sector. In October 2024, representatives of both countries discussed the prospects for cooperation in the defense industry, in particular in the field of production and modernization of military equipment. India provides Ukraine with humanitarian assistance, including medical drugs and other necessary goods. In August 2024, a Memorandum of Understanding was signed between the Ministry of Health of India and the State Service of Ukraine for Medicines on Quality Control of Medicines. Ukraine and India are interested in developing educational and scientific ties [20; 21].

Unfortunately, in May 2025, India and Pakistan also found themselves on the brink of full-scale war after a serious escalation caused by a terrorist attack

in Pahalgam (Indian Kashmir), where 27 people, mostly tourists, were killed on April 22. India blamed the attack on the Resistance Front group, which it claims has support from Pakistan. India has suspended the 1960 Indus Water Treaty, which regulates the sharing of the waters of the Indus, Jhelum and Chenab rivers. This decision was made after the April attack, and India began implementing water diversion projects into its territory, which could seriously affect Pakistan, which depends on these waters for agriculture and energy. The military confrontation between India and Pakistan in early May 2025 included missile strikes, artillery shelling, and cyberattacks. On 10 May 2025, a ceasefire was reached with the mediation of the United Kingdom and the United States [22]. However, both sides accuse each other of violating the ceasefire. The international community, including the UN, has called for restraint and a return to diplomatic dialogue. A ceasefire has been established between the parties. However, the conflict has demonstrated the vulnerability of both countries to rapid escalation, especially in the context of the Kashmir issue, which remains a source of tension. The use of drones, cyberattacks and information campaigns indicate a changing nature of modern conflicts in the region.

Therefore, it is important to solve problems, make it impossible to support terrorist groups, and for all civilized countries to resist aggression, military and hybrid attacks in order to avoid clashes and military conflicts in the future.

Conclusions. Ukraine's foreign trade activity is determined by its existing capabilities and competitive advantages, which are manifested in the corresponding commodity offer (Ukrainian exports are mostly exports of agricultural products), and the need for high-tech products, which determines the corresponding import structure (Ukrainian imports are dominated by the arrival of goods with a high share of added value). The main foreign trade partners of Ukraine are European countries, primarily EU countries. The foreign trade cooperation between Ukraine and India is significant, and has great prospects for development.

Today, the key obstacle to the development of foreign trade cooperation is the Russian Federation's military aggression against Ukraine, which, among other things, complicates logistics and creates numerous risks that prevent the conclusion of long-term economic agreements, limits financial guarantees for investment, the possibility of studying in Ukraine for Indian students (of whom there were a

lot in Ukraine before the full-scale war, especially in medical institutions of higher education), etc.

Despite global challenges and geopolitical instability, Ukraine and India demonstrate a desire to deepen bilateral cooperation. Despite different approaches to assessing international events, both countries find common interests in the areas of economy, security, humanitarian aid and culture. These efforts contribute to strengthening the partnership and open up new prospects for mutually beneficial cooperation in the future. Foreign trade cooperation between Ukraine and India is strategically important and has great potential in many areas of activity. Among the promising areas of cooperation, we note cooperation in the agricultural sector and ensuring food security, cooperation in the field of pharmaceuticals, IT and outsourcing, in education and science, as well as in the aerospace industry and the military-defense sector. India has a population of over a billion, and its interest in stable imports of agricultural products (grains, oilseeds) is only growing. Ukraine is one of the key suppliers of such goods. Therefore, there are prospects for expanding contracts for long-term supply of agricultural products to India. India is one of the world leaders in the production of cheap but high-quality medicines. Therefore, Ukraine is interested in purchasing important medicines, as well as in forming pharmaceutical clusters. Both countries have powerful IT sectors. Therefore, the prospects for interaction include the creation of joint startups, the exchange of specialists, the opening of representative offices, and outsourcing companies. Ukraine has a high scientific and technical potential in rocketry, and India is actively developing its space program (ISRO). Therefore, a promising area of cooperation is space cooperation, the creation of joint projects in the aerospace industry, as well as cooperation in the defense-industrial complex.

The further development of cooperation between countries will be facilitated by the conclusion of framework trade agreements, the organization of business forums and intergovernmental platforms, etc. Together, Ukraine and India are able to form joint security initiatives (especially cybersecurity, peace-keeping missions, counter-propaganda), develop trade, education, energy, digital technologies, and become bridges of trust between Europe and Asia. A key component for the development of international cooperation is the need to stabilize the security situation and establish a just and lasting peace in Ukraine and in the world as a whole.

References:

1. Dykha M., Dykha V. Ukraina w systemie przemian cywilizacyjnych świata i innowacyjnego rozwoju. *Prace naukowe Wyższej Szkoły Zarządzania i Przedsiębiorczości z siedzibą w Wałbrzychu. Pedagogika, zarządzanie i inżynieria zarządzania wobec wyzwań współczesności*. Poland. 2022. T. 52 (2). pp. 149–162. Available at: https://pracenaukowe.wwszip.pl/prace/PN_52.pdf; <https://elar.khmnu.edu.ua/handle/123456789/13100>

2. Dykha M., Karpenko V., Dykha V. World civilization security and development under the prism of the war in Ukraine. *Sustainable Development: Modern Theories and Best Practices: Materials of the Monthly International Scientific and Practical Conference* (April 28–29, 2023). Tallinn: Teadmus OÜ. 2023. pp. 154–162. Available at: https://api.teadmus.org/storage/published_books/monthly_thesis_book_04_2023/book.pdf
3. Dong Ji.X., Zheng F.C., Bu N. The Influences of International Trade on Sustainable Economic Growth: An Economic Policy Perspective. *Sustainability*. 2022. Vol. 14 (5). p. 2781. DOI: <https://doi.org/10.3390/su14052781>
4. Bardi W., Hfaiedh M.A. International trade and economic growth: evidence from a panel ARDL-PMG approach. *International Economics and Economic Policy*. 2021. № 18. pp. 847–868. DOI: <https://doi.org/10.1007/s10368-021-00507-4>
5. Farahane M.J., Heshmati A. Trade and Economic Growth: Theories and Evidence from the Southern African Development Community. *IZA DP*. 2020. № 13679. Institute of Labor Economics. DOI: <https://doi.org/10.2139/ssrn.3691392>
6. Studwell J. *How Asia Works: Success and Failure in the World's Most Dynamic Region*. London: Profile books, 2013. 288 p.
7. Sattar Z. Strategy for Export Diversification 2015–2020: Breaking into new markets with new products. Dhaka: PRIB, 2015. 56 p.
8. Dykha M., Dykha V., Konieczny G. Foreign Trade Activity of Ukraine and Poland. *International Interdisciplinary Scientific Journal "Expert"*. (2024). № 1 (3). pp. 29–44. DOI: <https://doi.org/10.62034/2815-5300/2024-v1-i3-002>; Available at: <https://journals.indexcopernicus.com/api/file/viewByFileId/1982845>
9. Dykha M., Dykha V., Elnashar E.A. Foreign Trade Activity of Ukraine and Egypt. *Herald of Khmelnytskyi National University. Economic Sciences*. 2025. № 338 (1). pp. 221–227. DOI: <https://doi.org/10.31891/2307-5740-2025-338-33>; Available at: <https://herald.khmnu.edu.ua/index.php/herald/article/view/1457/1486>
10. Batrakova T., Fomenko S. Current state of foreign trade of Ukraine in conditions of economic instability. *Digital Economy and Economic Security*. 2023. № 4 (04). pp. 56–62. DOI: <https://doi.org/10.32782/dees.4-10>
11. Vlasenko I., Ternova A. Regional Priorities of Foreign Trade Activity. *Foreign Trade: Economics, Finance, Law*. 2025. Vol. 138. Issue 1. (Mar. 2025). pp. 113–130. DOI: [https://doi.org/10.31617/3.2025\(138\)07](https://doi.org/10.31617/3.2025(138)07)
12. Orlov I., Ksendzuk V. Mechanism of state governance of foreign trade policy of Ukraine. *Investytsiyi: Praktyka ta Dosvid*. 2020. Vol. 24. pp. 113–117. DOI: <https://doi.org/10.32702/2306-6814.2020.24.113>
13. Bilousov Ye.M. Foreign trade activity (features of doctrinal and legal support). *Law and innovative society*. 2022. № 1 (14), S. 72–77. DOI: [https://doi.org/10.37772/2309-9275-2020-1\(14\)-10](https://doi.org/10.37772/2309-9275-2020-1(14)-10)
14. Taruta S., Chernyshova I., Marko I., Busel V. National economy and security of Ukraine in the situations of war: results of strategic long term forecasting. *International scientific journal "Military Science"*. 2025. № 3 (1). pp. 273–299. DOI: <https://doi.org/10.62524/msj.2025.3.1.12>; Available at: <https://themilitaryscience.com/index.php/journal/article/view/128>
15. Honcharov Yu.V., Dykha M.V., Voronina V., Milka A., Klymenchukova N. Forecasting the innovation of Ukraine's economic development in a global dimension. *Naukovyi Visnyk Natsionalnoho Hirnychoho Universytetu*. 2023. № 1. pp. 174–181. DOI: <https://doi.org/10.33271/nvngu/2023-1/174>; URL: <https://nvngu.in.ua/index.php/en/archive/on-the-issues/1890-2023/content-1> Available at 2023/6496-174
16. Dykha M.V., Dykha V.V., Zyma V.M. Foreign Direct Investments in the Economy of Ukraine: Status, Trends and Prospects Attraction. *Scientific Bulletin of Ivano-Frankivsk National Technical University of Oil and Gas (Series: Economics and Management in the Oil and Gas Industry)*. 2022. № 2 (26). pp. 53–64. DOI: [https://doi.org/10.31471/2409-0948-2022-2\(26\)-53-64](https://doi.org/10.31471/2409-0948-2022-2(26)-53-64); Available at: <https://eung.nung.edu.ua/index.php/ecom/article/view/523>
17. De S., Sahoo S.K., Dykha M., Ivanov M., Shkolnyk I. Contextualizing Innovation Investor Behaviour Through Structural Simulation Modelling of Influential Factors. *Marketing and Management of Innovations*. 2025. № 16 (1). pp. 75–88. DOI: <https://doi.org/10.21272/mmi.2025.1-06>; Available at: <https://mmi.sumdu.edu.ua/volume-16-issue-1/article-6/>
18. Statistical information. State Statistics Service of Ukraine. Available at: <http://www.ukrstat.gov.ua>
19. Dykha M.B., Liamets I. Foreign Trade Activity of Ukraine: State, Problems, Prospects. *Scientific Bulletin of Ivano-Frankivsk National Technical University of Oil and Gas (Series: Economics and Management in the Oil and Gas Industry)*. 2021. № 1 (23). pp. 108–117. DOI: [https://doi.org/10.31471/2409-0948-2021-1\(23\)-108-117](https://doi.org/10.31471/2409-0948-2021-1(23)-108-117); Available at: <https://eung.nung.edu.ua/index.php/ecom/article/view/324/>
20. President of Ukraine. Official Internet representation. Available at: <https://www.president.gov.ua/news/all>
21. Ministry of Foreign Affairs of Ukraine. Available at: <https://mfa.gov.ua/entv24>, https://24tv.ua/geopolitics/indiya-napala-pakistan-6-travnya-2025-shho-vidomo-pro-zagostrennya_n2816398

ЗОВНІШНЯ ТОРГІВЛЯ МІЖ УКРАЇНОЮ ТА ІНДІЄЮ В УМОВАХ ГЛОБАЛЬНОЇ ТУРБУЛЕНТНОСТІ

Диха Марія Василівна

доктор економічних наук, професор,
професор кафедри економіки, аналітики, моделювання
та інформаційних технологій в бізнесі
Хмельницький національний університет

Диха Валерій Валерійович

здобувач третього рівня вищої освіти
Хмельницький національний університет

Саху Сародж Кумар

доктор філософії з менеджменту (бізнес-адміністрування),
доцент кафедри бізнес-адміністрування
Університет Самбалпура

Анотація. У статті проаналізовано сучасний стан та тенденції зовнішньоторговельної діяльності України, яка реалізується в умовах війни та глобальних викликів. Проаналізовано географічну та товарну структуру зовнішньоторговельної діяльності України. Встановлено, що основними зовнішньоторговельними партнерами України є країни Європи, насамперед країни ЄС. Вагомою є зовнішньоторговельна співпраця України та Індії, яка має великі перспективи розвитку. Встановлено, що найбільшу часту українського експорту в 2024 р. склали такі групи товарів: «Продукти рослинного походження», «Жири та олії тваринного або рослинного походження», «Недорогоцінні метали та вироби з них». Групи товарів «Машини, обладнання та механізми; електротехнічне обладнання», «Засоби наземного транспорту, літальні апарати, плавучі засоби», «Мінеральні продукти» склали найбільшу частку українського імпорту у 2024 р. Експорт України є традиційно сировинним, а в імпорті України переважають товари з високою часткою доданої вартості. Авторами встановлено, що український експорт до Індії мав чітко виражену аграрно-сировинну спрямованість. Визначено основні групи товарів, які Україна експортує до Індії («Жири та олії тваринного або рослинного походження» (більше 70%), а також «Продукти рослинного походження», «Машини, обладнання та механізми; електротехнічне обладнання») та основні групи товарів імпорту з Індії до України («Продукція хімічної та пов'язаних з нею галузей промисловості», зокрема фармацевтична продукція, «Машини, обладнання та механізми; електротехнічне обладнання», «Мінеральні продукти»). Авторами обгрунтовано проблеми країн, зокрема, пов'язані з війною РФ проти України та протистоянням Індії та Пакистану. Обгрунтовано, що зовнішньоторговельна діяльність між Україною та Індією є стратегічно важливою та має великий потенціал у багатьох сферах діяльності. Серед перспективних напрямів співпраці двох країн відзначено зовнішньоторговельну співпрацю в аграрному секторі та забезпеченні продовольчої безпеки, співпрацю у галузі фармацевтики, а також у формуванні фармацевтичних кластерів, ІТ та аутсорсингу, в освіті та науці, а також в аерокосмічній галузі та військово-оборонному секторі. Окреслено інструменти, які сприятимуть подальшому розвитку співробітництва між країнами.

Ключові слова: зовнішньоторговельна діяльність, експорт, імпорт, товарна структура, Україна, Індія, глобальна турбулентність, перспективні напрями розвитку.

Стаття надійшла до редакції 18.04.2025